

Solder Machine

Description:

- Specificaion: 36mm diameter of the sink



产品规格参数

【产品名称】可调恒温熔锡炉

【产品型号】PH-C

【产品规格】220-230V 50Hz

【产品功率】100W-250W


【电源线长】1M

【产品档位】200~480°C调温

Product Parameter

Product Name: Adjustable constant temperature POT-AT	Type:PH-C
Specification:220-230V 50HZ	Power: 100W-250W
Power cable lenth:1 meter	Temperature Range:200~480°C

36/50mm锡炉



80/100mm锡炉





耗能量同比减少10%

传统的玻纤板插件元件，经久耐用

主板散热速度快，比市面上普通电焊台耗能量减少10%

Cost 10% less than its counterparts on Energy dissipation Using traditional glass-fiber board for the module , more durable. The mainboard's speed of heat dissipation is much faster .


PH锡炉



其他牌子

PHPOT_AT

Other brands



重点 选材料十分注重

采用加厚2mm不锈钢镀钛锅底，耐高温，抗腐蚀，不易穿洞。

High-quality material for the pot: using 2mm-thickened stainless titanium galvanized pot bottom , which could bear high temperature , anti-corrosion in case it gets penetrated.



无辐射

None radiation



节能环保

Energy conservation
environmental friendly



无噪音

noiseless

核心 耐烧才是真理

采用内热式金属发热芯，电能的利用率达到85%以上

The key is Ablation resistance : it adopts internal heating type , which the use ratio could use over 85% .



— 微调锡炉系列 —

关于细节 PH总是很苛刻



低成本 提高工作效率

操作非常方便、易懂
家庭、工厂、流水线必备

Low-cost and high efficiency
Widely-used at home, factory and processing line

旋钮调温

温控范围200-480°C，分为1-9档
清晰易看，容易操作

Rotary knob adjusting temperature : control range is 200~480°C,
it's easy to operate from level 1 to level 9



Independent power switch : imported copper blade switch, live span beyond 100000times

独立电源开关

进口铜片开关，寿命大于10万次以上



Design of Heat dissipation hole :totally hollowed-out

散热孔设计

全镂空散热，效果极好



防滑脚垫

防滑，绝缘，更加安全

Foot pad for anti-skidding:
anti-skidding, insulated and much safer

超长电源线 操作方便

采用专业国家强制3C认证、加粗加长、柔软舒适橡皮电源线
通过20000次以上弯折测试，保证使用的安全和足够的使用
距离。

Extended power cable :

Thickened & extended cable ,soft rubber cot , tested over 20000 times on twisted ability



专业电工插头

专业电工插头
质量通过国家3C认证，安全更放心

Professional plug



超长纯铜线芯

专业焊锡工作配置
纯铜线芯安全专业电线芯

Super long pure copper
wire



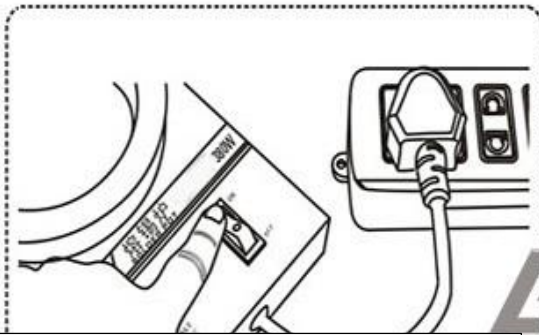
加粗电线

优质PVC材料，柔韧性能好，
通过3C认证防伪，使用绝对安，

Thickend cable:
best PVC material,
best suppleness

简单使用步骤

Simple guiding



1, turn on the power: Warning: this item only suits to AC 220V/500HZ power

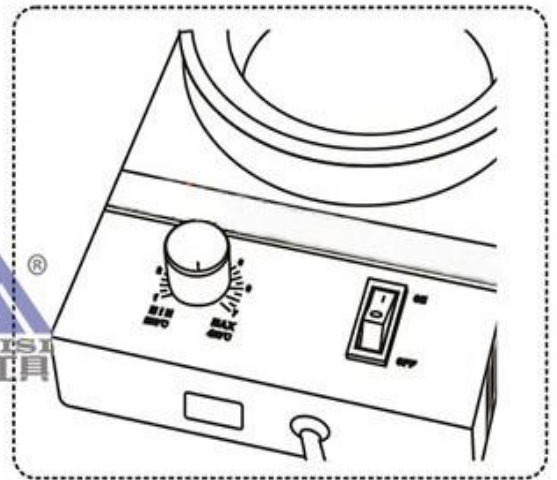
1、通电开启电源

将电源插头插入供电插座，开启电源开关。



注意

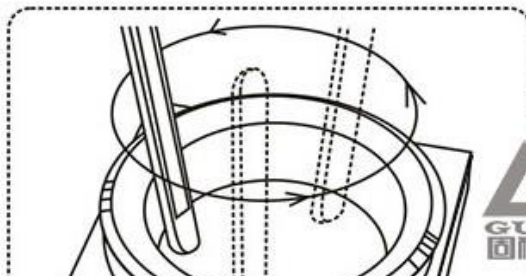
本产品只适用于AC 220V/500HZ 电源。



2、设定温度

将温控旋钮调节为9档，加快化锡速度。

2, set temperature: turn the temperature switch to Level 9 in order to accelerate the melting speed of stannum



3, Melting Stannum: it takes around 10 minutes for totally melting. Caution: Must melt the stannum rod along the inside surface of the pot at the first time , melt it in the air is not allowed

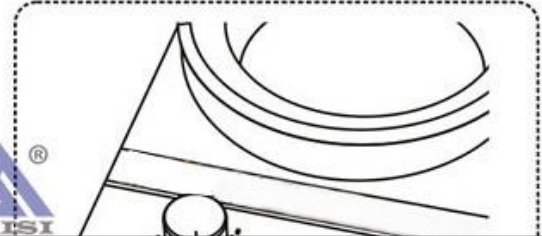
3、化锡

等待锡条完全融化大约十分钟。



注意

首次适用本产品时，务必将锡条沿着锡锅内壁摩擦化锡，切勿空烧。



4,Control Temperature: after the stannum totally melt, turn the temperature switch to Level 4 or Level 5 . Caution: It's not good to constantly keep the temperature over Level 6 for a long time


4、控制温度

化锡完成后，将温控旋钮调至4—5档。



注意

不宜长时间持续工作在高温状态（6档以上）。



5、开始焊接

将需要上锡的线头，在锡锅内浸焊8秒左右。



注意

连续工作时间不能超过8个小时，
否则会加快焊锡及锡炉老化。

5, Start welding: soak the head of the wire into the pot for 8 seconds or so, Caution: the total time cannot be over 8 hours for constant working, otherwise, the pot might be getting aged sooner