



element14

EN - For pricing and availability in your local country please visit one of the below links:

DE - Informationen zu Preisen und Verfügbarkeit in Ihrem Land erhalten Sie über die unten aufgeführten Links:

FR - Pour connaître les tarifs et la disponibilité dans votre pays, cliquez sur l'un des liens suivants:

[AEDR-8300-1K2](#)

[AEDR-8300-1Q2](#)

[AEDR-8300-1K2](#)

[AEDR-8300-1P2](#)

[AEDR-8300-1Q2](#)

[AEDR-8310-1K2](#)

[AEDR-8310-1V2](#)

EN


This Datasheet is presented by
the manufacturer

DE

Dieses Datenblatt wird vom
Hersteller bereitgestellt

FR


Cette fiche technique est
présentée par le fabricant



Agilent AEDR-8300 Series Encoders

Reflective Surface Mount Optical Encoder

Data Sheet



Description

The AEDR-8300 series is the smallest optical encoder employing reflective technology for motion control purposes. The encoder houses an LED light source and a photo-detecting circuitry in a single package.

The AEDS-8300 series offers options of either single channel or two-channel quadrature digital outputs. Being TTL compatible, the outputs of the AEDR-8300 series can be interfaced directly with most of the signal processing circuitries. Hence the encoder provides great design-in flexibility and easy integration into existing systems. The AEDR-8300 series is available in four resolu-

tions, namely 36, 75, 150 and 180 lines per inch (LPI) (1.42, 2.95, 5.91 and 7.09 lines per mm respectively). This range of resolutions caters for different design and application needs.

Applications

The AEDR-8300 series provides motion sensing at a competitive cost, making it ideal for high volume applications. Its small size and surface mount package make it ideal for printers, copiers, card readers and many consumer products, particularly where space and weigh are design constraint.

Features

- Reflective technology
- Surface mount small outline leadless package
- Single channel incremental output
- Two channel quadrature outputs for direction sensing
- TTL compatible output
- Single 5V supply
- -20°C to 85°C absolute operating temperature
- Encoding resolution options: 36, 75, 150, 180 (lines/inch) or 1.42, 2.95, 5.91, 7.09 (lines/mm)

Note: All specifications are subject to change without prior notification.



Agilent Technologies

Theory of Operation

The AEDR-8300 series combines an emitter and a detector in a single surface mount leadless package. When used with a codewheel or linear codestrip, the encoder translates rotary or linear motion into digital outputs. As seen in the block diagram, the AEDR-8300 consists of three major components: a light emitting diode (LED) light source, a detector IC consisting photodiodes and lens to focus light beam from the emitter as well as light falling on the detector.

The operation of the encoder is based on the principle of optics where the detector photodiodes sense the absence and presence of light. In this case, the rotary/linear motion of an object being monitored is converted to equivalent light pattern via the use of codewheel/codestrip. As shown in the above diagram, the reflective area (window) of the codewheel (or codestrip) reflects light back to the photodetector

IC, whereas no light is reflected by the non-reflective area (bar). An alternating light and dark patterns corresponding to the window and bar fall on the photodiodes as the codewheel rotates. The moving light pattern is exploited by the detector circuitry to produce digital outputs representing the rotation of the codewheel. When the codewheel is coupled to a motor, the encoder outputs is then a direct representation of the motor rotation. The same concept applies to the use of a codestrip to detect linear motion.

Definitions

State Width (S): The number of electrical degrees between a transition in Channel A and the neighboring transition in Channel B. There are 4 states per cycle, each nominally 90°e.

State Width Error (ΔS): The deviation of state width, in electrical degree, from its ideal value of 90°e.

Phase (ϕ): The number of electrical degrees between the center of high state of Channel A and the center of high state of Channel B. Nominally 90°e.

Phase Error ($\Delta\phi$): The deviation of phase, in electrical degree, from its ideal value of 90°e.

Pulse Width (P): The duration of high state of the output, in electrical degree, within one cycle. Nominally 180°e or half a cycle.

Pulse Width Error (ΔP): The deviation of pulse width, in electrical degree, from its ideal value of 180°e.

Count (N): The number of window and bar pair per revolution (CPR) of codewheel. For linear codestrip, defined as the number of window and bar pair per unit length (lines per inch [LPI] or lines per mm [LPmm]).

One Cycle (C): 360 electrical degrees (°e). Equivalent to one window and bar pair.

One Shaft Rotation: 360 mechanical degrees. Also equivalent to N counts (codewheel only).

Line Density: The number of window and bar pair per unit length, expressed in either lines per inch (LPI) or lines per mm (LPmm).

Optical radius (R_{op}): The distance between the codewheel center and the centerline between the two domes of the encoder.

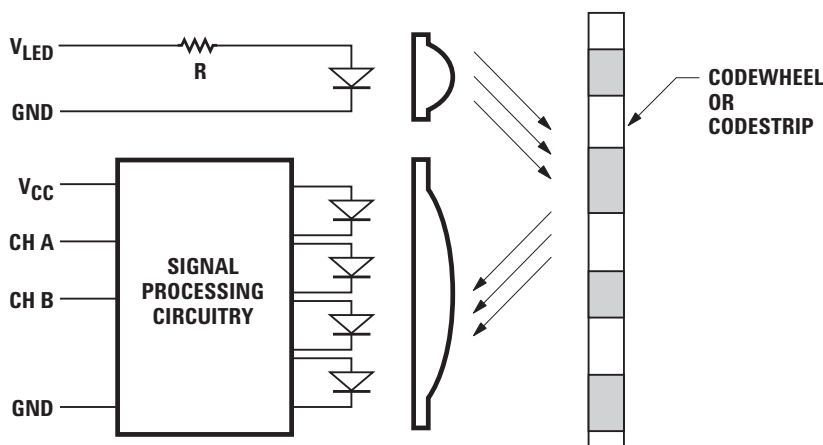


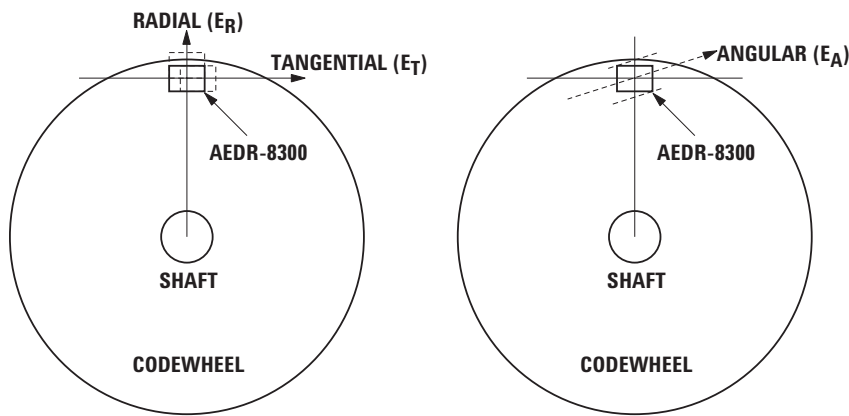
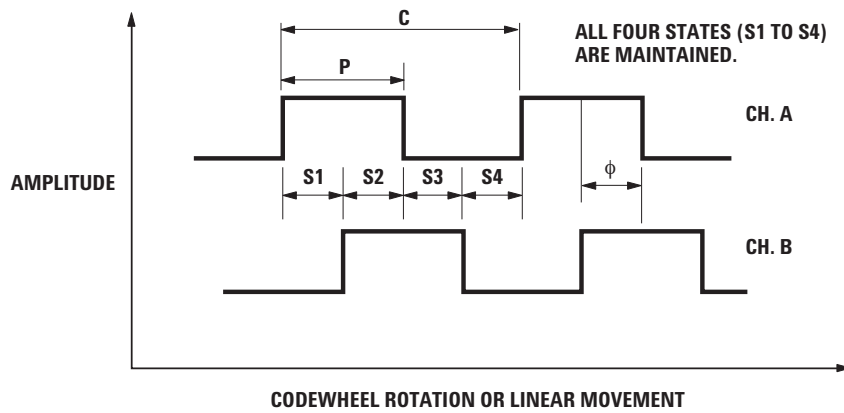
Figure 1. Block Diagram of AEDR-8300.

Gap (G): The distance from surface of the encoder to the surface of codewheel or codestrip.

Specular Reflectance (R_p): The amount of incident light reflected by a surface. Quantified in terms of the percentage of incident light. A spectrometer can be used to measure specular reflectance of a surface (contact factory for more information).

Radial and Tangential Misalignment Error (E_R, E_T): For rotary motion, mechanical displacement in the radial and tangential directions relative to the nominal alignment.

Angular Misalignment Error (E_A): Angular displacement of the encoder relative to the tangential line.



AEDR-8300 Absolute Maximum Ratings

Storage Temperature, T_S	-40°C to 85°C
Operating Temperature, T_A	-20°C to 85°C
Supply Voltage, V_{CC}	-0.5 V to 7 V
Output Voltage, V_O	-0.5 V to V_{CC}
Output Current per Channel, I_{OUT}	-1.0 mA to 8 mA
ESD	Human Body Model JESD22-A114-A Class 2 Machine Model JESD22-A115-A Class B

Notes:

- Exposure to extreme light intensity (such as from flashbulbs or spotlights) may cause permanent damage to the device.
- CAUTION: It is advised that normal static precautions should be taken when handling the encoder in order to avoid damage and/or degradation induced by ESD.**
- Proper operation of the encoder cannot be guaranteed if the maximum ratings are exceeded.

AEDR-8300 Recommended Operating Conditions

Parameter	Sym.	Min.	Typ.	Max.	Units	Notes
Temperature	T_A	0	25	85	°C	
Supply Voltage	V_{CC}	4.5	5	5.5	V	Ripple < 100mVp-p
LED Current	I_{LED}	13	15	18	mA	See note 1
Load Capacitance	C_L			100	pF	2.7 k Ω Pull-Up
Count Frequency	f			30	kHz	AEDR-83X0-K/P/Q See Note 2
Count Frequency	f			15	kHz	AEDR-8310-V
Radial Misalignment	E_R			$\pm 0.38 (\pm 0.015)$	mm (in.)	
Tangential Misalignment	E_T			$\pm 0.38 (\pm 0.015)$	mm (in.)	
Angular Misalignment	E_A		0	± 1.5	deg.	
Codewheel/strip tilt	C_T		0	1	deg.	
Codewheel/strip Gap	G	1.0 (0.04)	2.0 (0.08)	2.5 (0.10)	mm (in.)	

Note:

- Refer to "LED Current Limiting Resistor" in Page 6.
- Count frequency = velocity(rpm)xN/60.

AEDR-8300 Encoding Characteristics

Encoding characteristics over the recommended operating condition and mounting conditions.

Parameter	Symbol	Typical	Maximum	Units	Notes
Pulse Width Error	ΔP	15	55	$^{\circ}e$	AEDR-8310-K
		16	75	$^{\circ}e$	AEDR-8310-V
Pulse Width Error (Ch.A, Ch. B)	ΔP	15, 25	55, 75	$^{\circ}e$	AEDR-8300-K
	ΔP	16	75	$^{\circ}e$	AEDR-8300-P
	ΔP	16	75	$^{\circ}e$	AEDR-8300-Q
Phase Error	$\Delta\phi$	12	60	$^{\circ}e$	AEDR-8300-K
	$\Delta\phi$	10	60	$^{\circ}e$	AEDR-8300-P
	$\Delta\phi$	10	60	$^{\circ}e$	AEDR-8300-Q

Note:

1. Typical values represent the encoder performance at typical mounting alignment, whereas the maximum values represent the encoder performance across the range of recommended mounting tolerance.

AEDR-8300 Electrical Characteristics

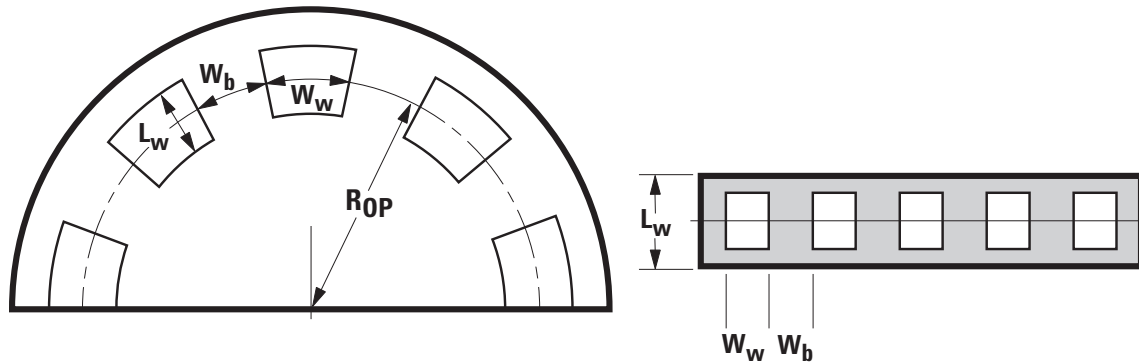
Characteristics over recommended operating conditions at 25°C.

Parameter	Sym.	Min.	Typ.	Max.	Units	Notes
Detector Supply Current	I_{CC}		2.2	5.0	mA	
High Level Output Voltage	V_{OH}	2.4			V	$I_{OH} = -0.2$ mA
Low Level Output Voltage	V_{OL}			0.4	V	$I_{OL} = 8.0$ mA
Rise Time	t_r		500		ns	$C_L = 25$ pF, $R_L = 2.7$ k Ω
Fall Time	t_f		100		ns	$C_L = 25$ pF, $R_L = 2.7$ k Ω

AEDR-8300 Encoder Pin Configuration

Encoder option	Pin 1	Pin 2	Pin 3	Pin 4	Pin 5	Pin 6
AEDR-8310-K/V	NC	Gnd	V_{LED}	Gnd	Ch A	V_{CC}
AEDR-8300-K/P/Q	Ch B	Gnd	V_{LED}	Gnd	Ch A	V_{CC}

Recommended Codewheel and Codestrip Characteristics



Parameter	Symbol	Min.	Max.	Unit	Notes
Window/bar Ratio	W_w/W_b	0.9	1.1		
Window/bar Length	L_w	1.80 (0.071)	2.31 (0.091)	mm (inches)	
Spectacular Reflectance	R_f	60 —	85 10		Reflective area. See note 1. Non-reflective area
Line Density	LPmm (LPI)	1.42 (36)	1.42 (36)	lines/mm (inch)	AEDR-8310-V
	LPmm (LPI)	2.95 (75)	2.95 (75)	lines/mm (inch)	AEDR-8310-K, AEDR-8300-K
	LPmm (LPI)	5.91 (150)	5.91 (150)	lines/mm (inch)	AEDR-8300-P
	LPmm (LPI)	7.09 (180)	7.09 (180)	lines/mm (inch)	AEDR-8300-Q
Optical Radius	R_{op}	11	11	mm	Recommended value

Notes:

1. Measurements from spectrometer. Contact factory for more information.
2. Contact factory for more information on compatibility of codewheel/strip.

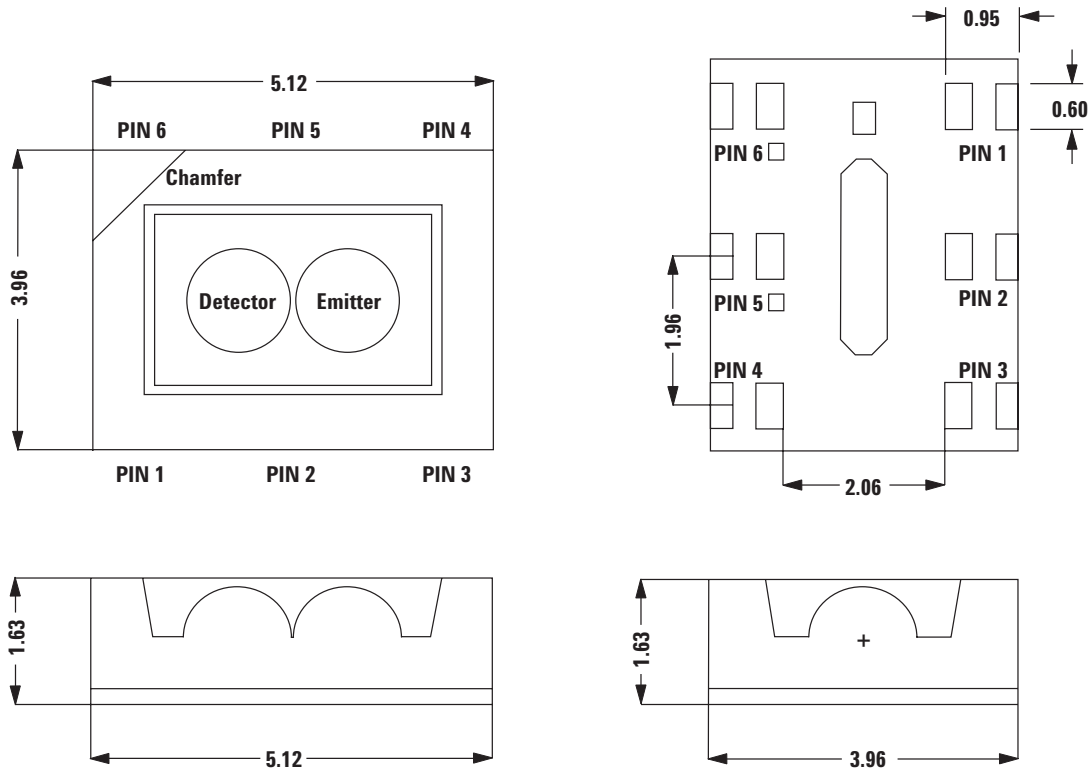
LED Current Limiting Resistor

A resistor to limit current to the LED is required. The recommended value is 220Ω ($\pm 10\%$) and the resistor should be placed in series between the 5V supply and pin 3 of the device (V_{led}). This will result in an LED current of approximately 15 mA.

Moisture Sensitive Level

The AEDR-8300 series is specified to moisture sensitive level (MSL) 3.

Outline Drawing



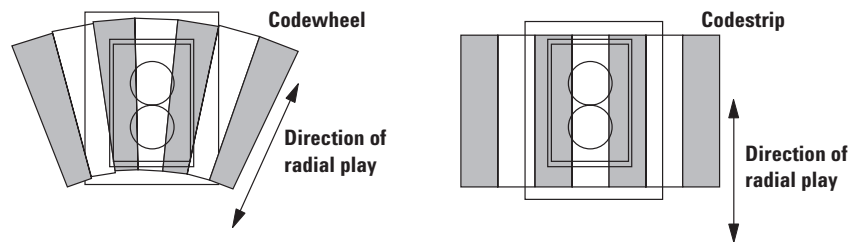
All dimensions in millimeters.
Tolerance x.xx ± 0.15 mm.

Note:

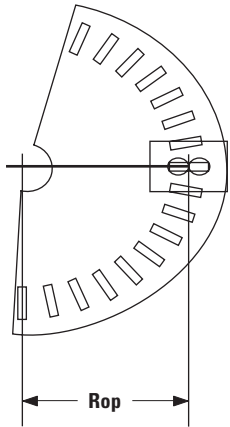
For ease of reference, a chamfer is marked on the detector side (pin 6), as shown in the above diagram.

Encoder Orientation

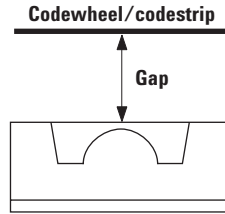
The AEDR-8300 series is designed such that both the LED and detector IC should be placed parallel to the window/bar orientation, as shown. As such, the encoder is tolerant against radial play of ± 0.38 mm. The emitter side (pins 3 and 4) should be placed closer to the rotating shaft.



Mounting Consideration

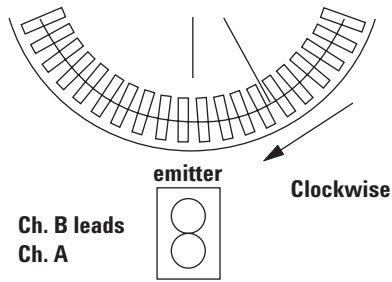
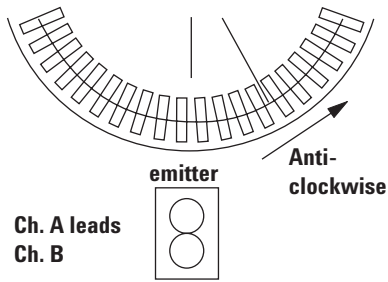


11.00 mm (0.433 IN) < R_{OP} < ∞



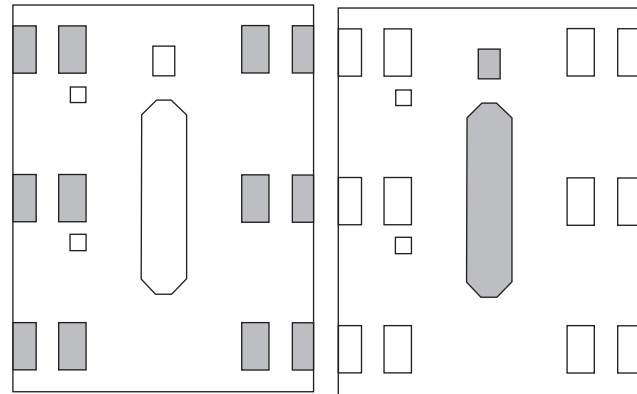
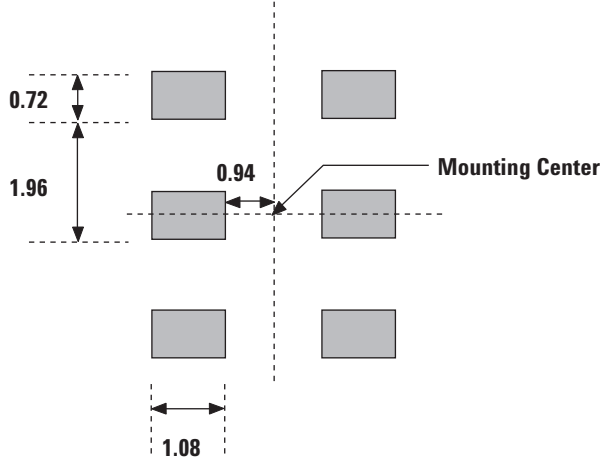
Direction of Codewheel Rotation

With the emitter side (pins 3 and 4) of the encoder placed closer to the codewheel centre, Channel A leads Channel B when the codewheel rotates anti-clockwise and vice versa.



Viewed from Top

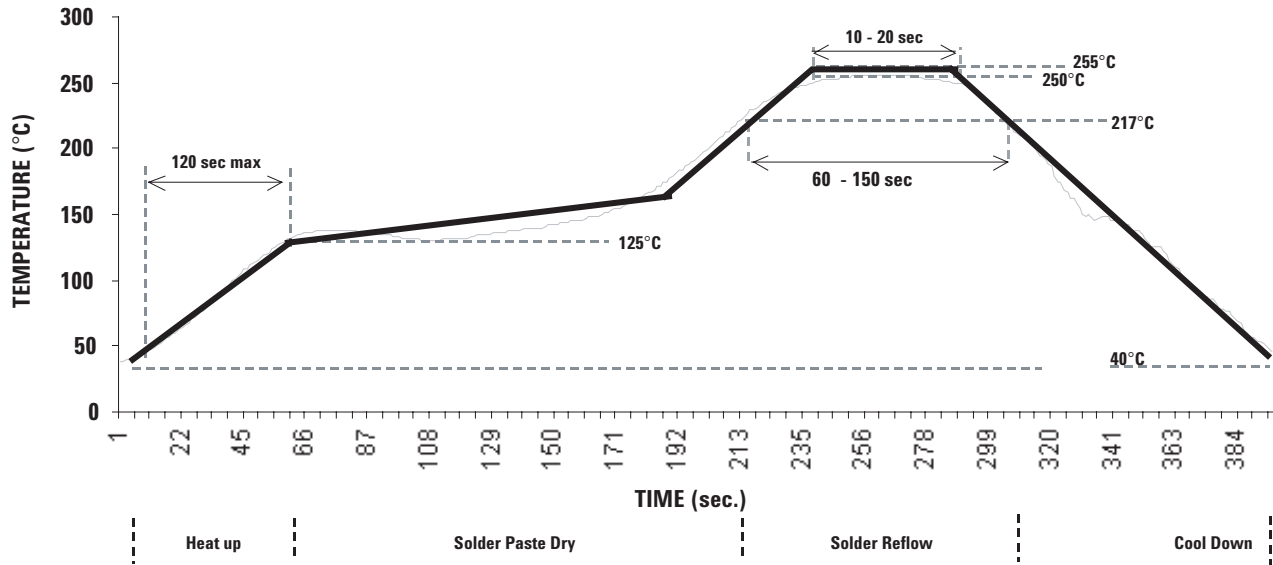
Recommended Land Pattern for AEDR-8300 Series



Note: The shaded areas are the leads for soldering.

Note: The shaded areas are not encoder pin-outs. They are electrically grounded and physically exposed. PCB layout with tracks running across these areas should be avoided.

Recommended Lead-free Reflow Soldering Temperature Profile



Preheat Temperature 40°C to 125°C = 120 sec max
 Temperature maintain above 217°C = 60-150 sec
 Peak Temperature = 255 ± 5°C
 Time above 250°C = 10-20 sec

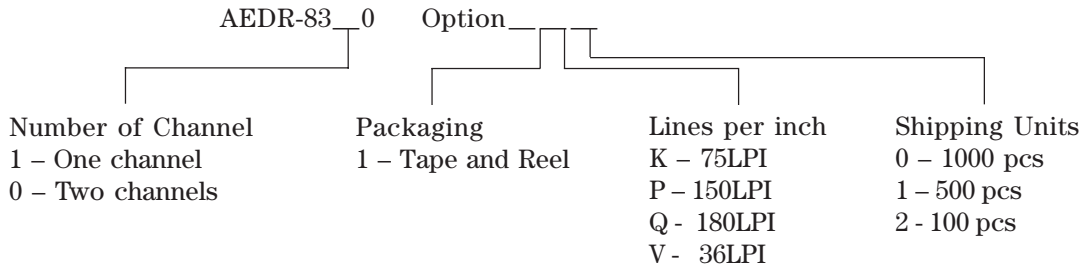
Note: Due to treatment of high temperature, AEDR-8300 transparent compound is expected to turn yellow after IR reflow.

Resolution Indicator

Since the encoder is too small to imprint resolution marking on its package, color-coding the package is employed to differentiate resolutions. The details are:

- 36 LPI = Green package
- 75LPI = Clear package
- 150LPI = Red package
- 180LPI = Amber package

Ordering Information



Note: Encoders are packed in tape in quantities of 100, 500 or 1000 pieces.

www.agilent.com/semiconductors

For product information and a complete list of distributors, please go to our web site.

For technical assistance call:

Americas/Canada: +1 (800) 235-0312 or
(916) 788-6763

Europe: +49 (0) 6441 92460

China: 10800 650 0017

Hong Kong: (65) 6756 2394

India, Australia, New Zealand: (65) 6755 1939

Japan: (+81 3) 3335-8152(Domestic/International), or
0120-61-1280(Domestic Only)

Korea: (65) 6755 1989

Singapore, Malaysia, Vietnam, Thailand, Philippines,
Indonesia: (65) 6755 2044

Taiwan: (65) 6755 1843

Data subject to change.

Copyright © 2004 Agilent Technologies, Inc.

June 7, 2004

5989-0464EN



Agilent Technologies



element14

EN - For pricing and availability in your local country please visit one of the below links:

DE - Informationen zu Preisen und Verfügbarkeit in Ihrem Land erhalten Sie über die unten aufgeführten Links:

FR - Pour connaître les tarifs et la disponibilité dans votre pays, cliquez sur l'un des liens suivants:

[AEDR-8300-1K2](#)

[AEDR-8300-1Q2](#)

[AEDR-8300-1K2](#)

[AEDR-8300-1P2](#)

[AEDR-8300-1Q2](#)

[AEDR-8310-1K2](#)

[AEDR-8310-1V2](#)

EN

This Datasheet is presented by
the manufacturer

DE

Dieses Datenblatt wird vom
Hersteller bereitgestellt

FR

Cette fiche technique est
présentée par le fabricant